


STYLE 600 WR


FOR WARMAN PUMPS*
PER POMPE WARMAN*
BOMBAS WARMAN*




WARMAN* PUMP	SEALTEK SEAL (STANDARD)	SEALTEK SEAL (HEAVY DUTY)	SIZE mm
1,5/1B BAH	600AB64050	600AB64HD050	50
2/1,5 BAH	600AB64050	600AB64HD050	50
3/2 CAH	600AB64060	600AB64HD060	60
4/3 CAH	600AC11060	600AC11HD060	60
4/3DAH	600AC13085	600AC13HD085	85
6/4DAH	600AC03085	600AC03HD085	85
6/4EAH	600AC03100	600AC03HD100	100



 Thanks to the conical design features and its compact dimension, Style 600SL can be integrated inside Warman* slurry pumps and incorporated in its own stuffing box, installed directly on the pump body. No modification and no adapter is required.

 Grazie alle caratteristiche del design conico e alle sue dimensioni compatte, Style 600SL può essere integrato all'interno delle pompe per liquami Warman* e incorporato nel proprio premistoppa, installato direttamente sul corpo della pompa. Non è necessaria alcuna modifica e nessun adattatore.

 Gracias a las características de diseño cónico y su dimensión compacta, el Estilo 600SL puede integrarse dentro de las bombas para lodos Warman* e incorporarse en su propio prensaestopas, instalado directamente en el cuerpo de la bomba. No se requieren modificaciones ni adaptadores.


SEALTEK s.r.l.
www.sealtek.com
info@sealtek.com

All technical specifications contained in these technical data sheets are intended as guidelines. Sealtek s.r.l. must be informed about the precise conditions of application so that detailed information relating to specific cases can be provided.

06-2024

*Warman is a trademark of a third party without any link with Sealtek s.r.l.